


FORESTRY MULCHERS FOR EXCAVATORS


UML/HY/RW - UML/HY/RW/VT - FML/HY/RW

Forestry mulcher with fixed tooth rotor for excavators.

The UML/HY/RW mulcher has been specifically designed for railway vehicles or other special machines. It is ideal for maintaining areas that are difficult to reach such as the embankments of railway lines.

The optimum weight, light frame and oversized rotor equipped with fixed teeth, allows for the mulching of material up to 12 cm diameter. It will mulch even with the presence of stones or rocks found near railroads.

 92-180 L/min
80-150 L/min

 Ø 12 cm max

 6-10 t



Steel counter-blades
helps mulch material into
a smaller final size



**Hydraulic piston motor 63cc with relief
and anticavitation valve**

Motor enclosed in frame
protected from dirt and damage

**Swinging
hammer rotor**
(FML/HY/RW)



STANDARD EQUIPMENT

32/65cc variable manual displacement hydraulic piston motor (92-180 L/min) (UML/HY/RW - FML/HY/RW)	Belt transmission
55/38cc variable torque hydraulic piston motor (95-135 L/min) (UML/HY/RW/VT)	Bulkhead for hydraulic connections
Flow control system valve	Hydraulic rear hood
Safety and anticavitation valve	Screwed protection chains
Enclosed / anti dust machine body	Welded counterblades
Motor enclosed in the frame	

OPTIONS

Customized setting hydraulic motor	Multiple tooth options
Rotor Bite Limiter	

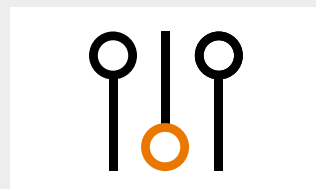
MODEL	UML/HY/RW 125	UML/HY/RW 150	UML/HY/ RW/VT 125	UML/HY/ RW/VT 150	FML/HY/RW 125	FML/HY/RW 150
Flow rate (L/min)	92-180	92-180	90-135	90-135	80-150	80-150
Pressure (bar)	220-350	220-350	220-350	220-350	220-250	220-250
Excavator weight (t)	6-10	6-10	6-10	6-10	6-10	6-10
Working width (mm)	1342	1582	1342	1582	1342	1582
Weight (kg)	680	750	680	750	550	590
Rotor diameter (mm)	420	420	420	420	425	425
Max shredding diameter (mm)	120	120	120	120	120	120
No. teeth type C/3+C/3/SS	26+2	32+2	26+2	32+2	-	-
type I+C/3/SS	36+2	42+2	36+2	42+2	-	-
No. hammers type FML	-	-	-	-	20	24

Data refers to machine as standard. The technical data in this catalogue may be altered without prior notice.

MAIN OPTIONS



**Rotor with
Bite Limiter technology**
maximum productivity using
the least amount of power



**Customized setting
hydraulic motor**

ROTOR TYPE C



C/3
(standard)



C/3/HD
(option)



BL BLADE
(option)

ROTOR TYPE BL



BL BLADE
(option)

ROTOR TYPE I



I
(option)



C/3/SS
(side scraper)



HAMMER FML
(standard)